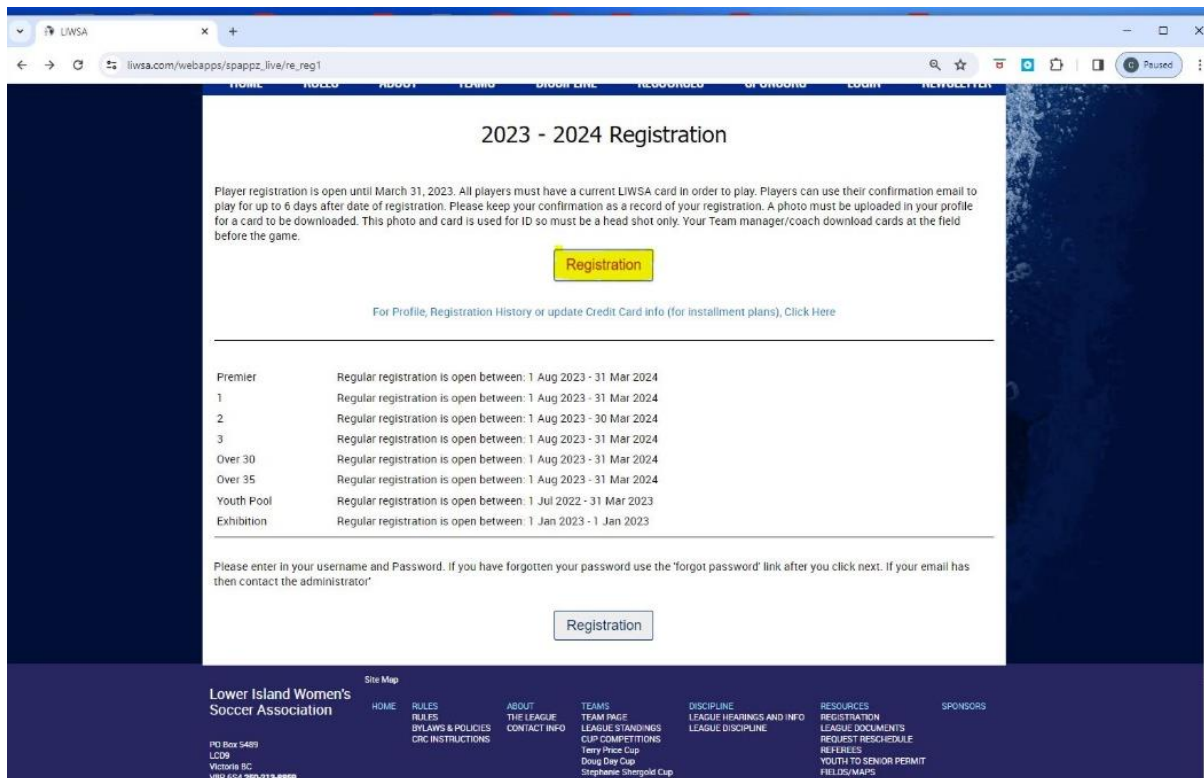


# How to!

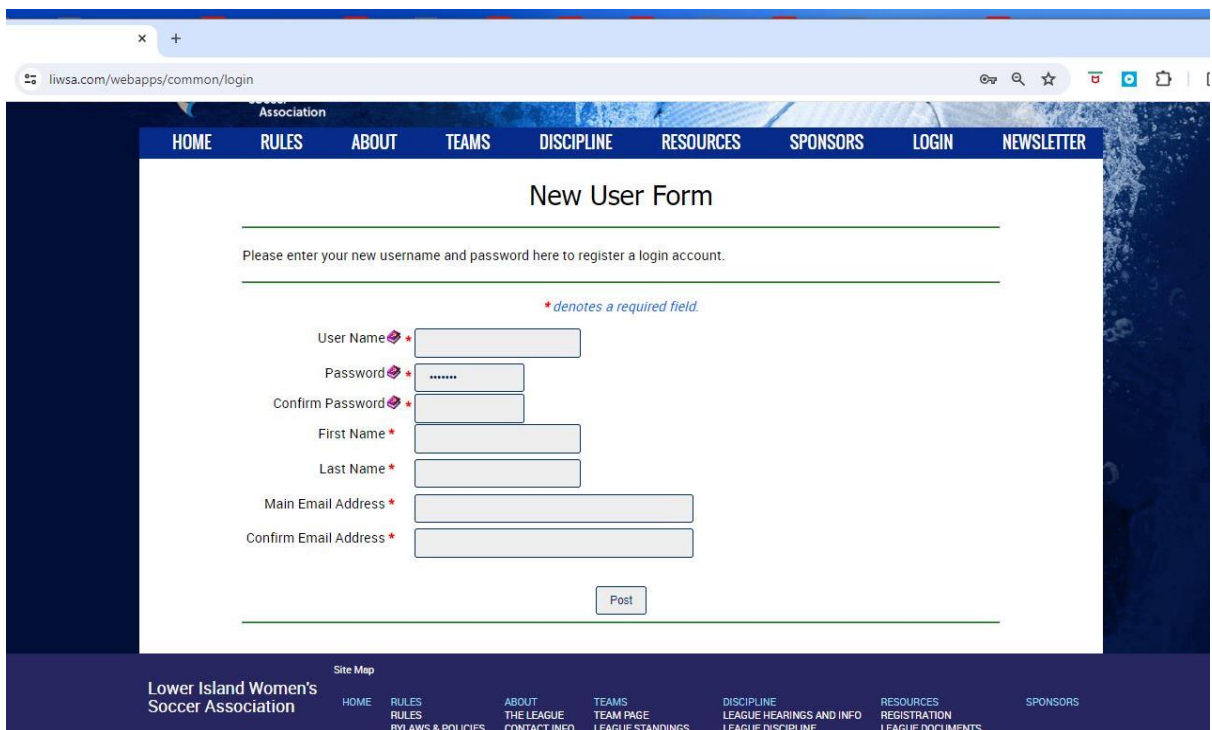
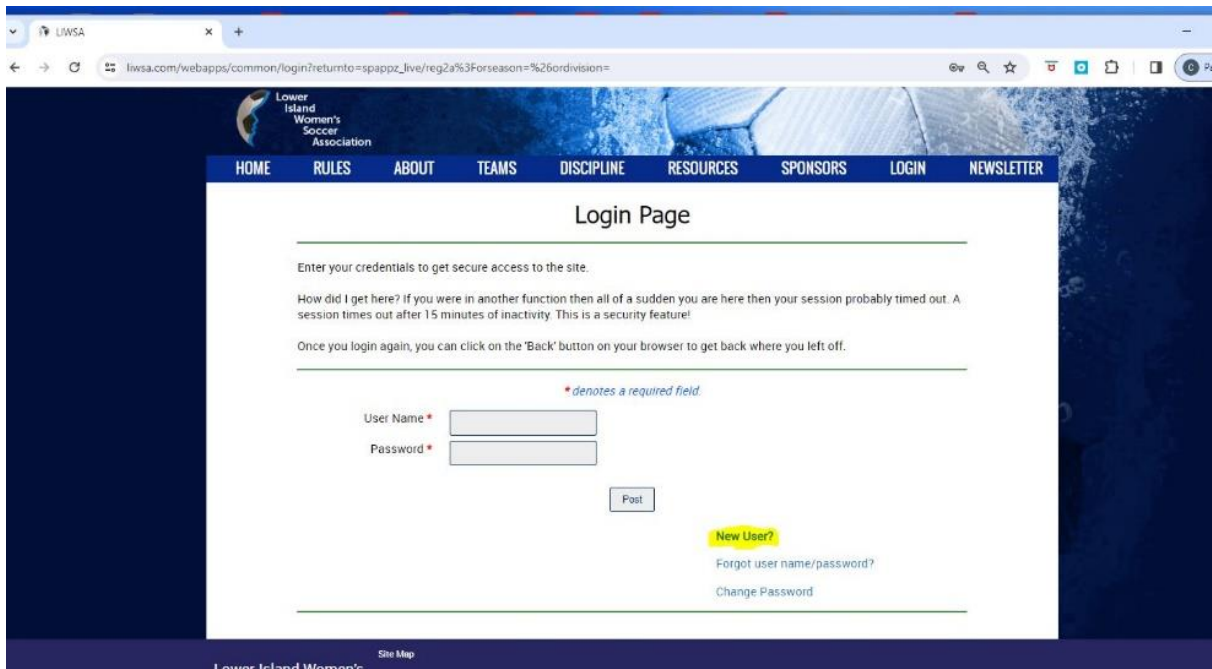
## Youth to Senior Permit

### Player Profile Registration (367 easy steps)

1. Go to [www.liwsa.com](http://www.liwsa.com) website homepage.
2. Please have a head shot of player available to upload for ID Card (.jpg or .jpeg)
3. Go to the dropdown resources tab, open and select Registration.
4. Select Player Registration
5. The window will change now use the top registration option we have highlighted on this form.
6. Click on the highlighted Registration and it will open up to a login page



On the login Page click on new user (Highlighted in yellow above) This will open up to the new user form where you are to build a user name and password. Save this so you do not forget. Once complete click on post. This will open up to the new user form.



7. Now that you have filled out all the fields click on post. This now opens up to the player registration form (see next page).

8. Almost there! You need to fill out all the forms completely and do not miss any. Step 3. Division this is vital you must select **youth pool** from the drop down. I have highlighted it in the pic.

Women's Soccer Association

HOME RULES ABOUT TEAMS DISCIPLINE RESOURCES SPONSORS LOGIN NEWSLETTER

### 2023 - 2024 Registration Form

Step 1 - Registration Instructions

You are using a 'Admin' login to register. Only register yourself (or your children for youth divisions) with this login otherwise, the people you register here can gain access to your login and change your password.

To register a New player on their behalf, logoff then go back to the registration page and click the New User link.

The LIWSA now uses this form as the main method of registering players. Please keep a copy of your confirmation and forward it to your manager or coach.

Note: you must enter the Registration Key Code First!

Step 2 - Birth Date

Birth Date \* Month: Jan Day: 1 Year: 2024

Step 3 - Division

Step 3 - Division

Choose your Division \* **Youth Pool** Restart Registration

This is a special division for youth players who would like to be called up to a senior division.

Once all the information has been entered, then a team can call you up and start the approval process.

The approval process includes getting approval from your youth coach, your youth association and this league.

There is no charge to register a player for youth permitting purposes.

Step 4 - Player Information

Gender \*  Male  Female  Non-Binary

Player ID New

Player First Name \*

Player Last Name \*

Home Address

Once this is all done fill out the rest of the form not missing any fields and your youth player will be registered. Please have a head shot of player available to upload for the ID Card.

Once this is all done please contact me via text or phone and I can check to see the registration is complete and ready to go.

Thank you!  
Casey (Cornelis)  
Ph: 250-213-8859